

# 新版外研三上 Welcome to school. 知识清单

这学期我们要认识新朋友啦！请将人物与名字匹配起来吧。



Sam

Lingling

Amy

Bobo

Daming

我们在上课时要用到很多课堂指令，请你选一选，写一写吧！



\_\_\_\_\_

\_\_\_\_\_

\_\_\_\_\_



\_\_\_\_\_

\_\_\_\_\_

\_\_\_\_\_

Sit down!  
Open your book!  
Stand up!  
Close your book!



\_\_\_\_\_

\_\_\_\_\_

\_\_\_\_\_



\_\_\_\_\_

\_\_\_\_\_

\_\_\_\_\_

Read! Write!  
Say! Listen!  
Point!



\_\_\_\_\_

\_\_\_\_\_

\_\_\_\_\_



\_\_\_\_\_

\_\_\_\_\_

\_\_\_\_\_



\_\_\_\_\_

\_\_\_\_\_

\_\_\_\_\_



\_\_\_\_\_

\_\_\_\_\_

\_\_\_\_\_



\_\_\_\_\_

\_\_\_\_\_

\_\_\_\_\_

## 情景应用

介绍自己: *My name is... / I'm...* 我是...

询问别人的名字: *What's your name?* 你叫什么名字?

告别时:

*Goodbye. Byebye.* (再见) / *Have a nice day!* (祝你今天愉快!)

打招呼:

*Hello! Hi!* (你好!)

*Good morning!* (早上好!) *Good afternoon!* (下午好!)

重点句子

*I'm Lingling.*

我是Lingling.

*What's your name?*

你叫什么名字?

*My name is Amy.*

我叫Amy.

*Goodbye, Bobo.*

再见, BoBo.

*Have a nice day!*

祝你(们)今天愉快!

*Good morning!*

早上好!

*Stand up!*

请站起来!

*Sit down!*

请坐下!

*Open your book!*

请打开你的书!

*Close your book!*

请合上你的书!

# 新版外研三上 Unit1 Let's be friends. 知识清单

Get ready! (选词填空, 注意书写规范哦)

Hello! \_\_\_\_\_ !

\_\_\_\_\_ to \_\_\_\_\_ you! 很高兴见到你!

Let's be \_\_\_\_\_. 让我们成为好朋友吧!

Let's \_\_\_\_\_. 让我们一起玩吧!

Let's be friends.

Let's have a \_\_\_\_\_ day.

让我们度过愉快的一天!



happy  
nice  
meet  
friends  
Hello  
play

写出下列词语的完整形式

I'm= \_\_\_\_\_

He's= \_\_\_\_\_

She's= \_\_\_\_\_

We're= \_\_\_\_\_

语法小贴士 (be动词的用法)

be动词有am, is, are

我用am, 你用are

is连着 he 她 它

单人单数用is

复数全部都用are

Start up! (选词填空, 注意开头字母要大写哦)

1. Hi, everyone. \_\_\_\_\_ Sam. I'm \_\_\_\_\_.

大家好, 我是Sam。我九岁了。

2. \_\_\_\_\_ Amy. She's nine, \_\_\_\_\_.

她是Amy, 她也九岁了。

3. \_\_\_\_\_ from the UK. We're \_\_\_\_\_.

我们来自英国。我们是双胞胎。

4. \_\_\_\_\_ and play. 快来玩吧!

5. We are \_\_\_\_\_! 我们是好朋友!

Come  
friends  
We're  
too  
She's  
nine  
twins  
I'm

# 新版外研三上 Unit1 Let's be friends. 知识清单

Speed up! (选词填空, 注意书写规范哦)

1. Let's \_\_\_\_\_ ! 我们去帮忙吧!

2. \_\_\_\_\_ .给你。

3. \_\_\_\_\_ .谢谢你。

4. Let's play \_\_\_\_\_ ! 我们一起玩儿吧!

5. \_\_\_\_\_ ! 太棒了!



Here you are.

Thank you.

Great

together

help

## 情景应用

A: Here you are.

B: Thank you.

当别人给你东西时,  
记得说谢谢哦!

## 语法小贴士

let's = let us  
let's + **动词原型**  
Let's play together!

Fuel up! 请认真将字母描红吧!

Aa Bb Cc Dd Ee Ff Gg Hh Ii

Jj Kk Ll Mm Nn Oo Pp Qq

Rr Ss Tt Uu Vv Ww Xx Yy Zz

Let's explore! 看图, 写出图片相应的动词。

A good friend...



\_\_\_\_\_  
\_\_\_\_\_  
\_\_\_\_\_



\_\_\_\_\_  
\_\_\_\_\_  
\_\_\_\_\_



\_\_\_\_\_  
\_\_\_\_\_  
\_\_\_\_\_



\_\_\_\_\_  
\_\_\_\_\_  
\_\_\_\_\_


# 新版外研三上 Unit2 My school things. 知识清单

Get ready! (根据图片写出正确的单词)

Pack my \_\_\_\_\_.



Pack my \_\_\_\_\_.



Pack my \_\_\_\_\_.




Pack my \_\_\_\_\_ for school.



Pack my \_\_\_\_\_.



Pack my \_\_\_\_\_.



Pack my \_\_\_\_\_.



Pack my bag for school. 收拾好书包去上学。

## 语法小贴士

### 1. What's this? / What's that?

*this* 用来询问离自己比较近的物体,  
*that* 用来询问离自己比较远的物体。

通常用 *It's a/an ...* 来回答。

### 2. a/an

*an* 用于读音以元音因素开头的字母或单词前。  
元音有 *a e i o u*。

如 *an eraser* 一块橡皮


Start up! (根据图片写出正确的单词)

♥ What's this? 这是什么?

It's my \_\_\_\_\_.



It's a \_\_\_\_\_.



It's a \_\_\_\_\_.



It's a \_\_\_\_\_.



♥ Is it a pen? 它是一只钢笔吗?

No, \_\_\_\_\_ 不, 它不是。It's a \_\_\_\_\_.



♥ What's that? 那是什么? It's you. 是你。

# 新版外研三上 Unit2 My school things. 知识清单

Speed up! (选词填空, 注意书写规范哦)

Lost and found. 失物招领

What's this?

It's a \_\_\_\_\_.



It's a \_\_\_\_\_.



What's that? It's \_\_\_\_\_ eraser.



\_\_\_\_\_ this your pen?

肯定回答: \_\_\_\_\_

否定回答: \_\_\_\_\_

\_\_\_\_\_ your school things! 看管好你的学习用品!

语法小贴士: 一般疑问句

询问事物或某种情况是否属实, 可以用Yes或No来回答的句子, 叫一般疑问句。

be动词引导的  
一般疑问句口诀:  
变疑问, 往前提,  
句尾问号莫丢弃。  
变否定, 更容易,  
be后not别忘记。

It's a pen. = It is a pen.

"变疑问, 往前提" 将 "is" 提前变成:

Is it a pen? (不要忘记开头字母大写和句尾标点符号哦!)

肯定回答: Yes, it is.

否定回答: No, it is not. 即 No, it isn't.

Fuel up! 1. 圈出含有字母a发 [æ] 的单词并抄写。2. 描红字母。

Sam's schoolbag

What's this? What's that?

A ruler here. A pencil there.

Sam, please come back!

Look at your schoolbag!

Aa Bb Cc Dd Ee Ff Gg

Let's explore! 看图连线

pen

quill

brush



a



b



c

# 新版外研三上 Unit3 It's a colourful world! 知识清单

Get ready! (根据图片或汉意写出正确的单词)

Hooray! Hooray!

Come and play!

Look at our \_\_\_\_\_. (伞) Look at our \_\_\_\_\_. (衣服)

\_\_\_\_\_, \_\_\_\_\_, \_\_\_\_\_ and \_\_\_\_\_!

红色, 粉色, 绿色 和 黄色!

\_\_\_\_\_, \_\_\_\_\_ and \_\_\_\_\_!

橙色, 蓝色, 和 紫色!



Look, look! A \_\_\_\_\_ there. 快看! 快看! 那边有彩虹!

And a \_\_\_\_\_ here. 这边也有彩虹!



## 语法小贴士

### want的用法

- want + 名词 想要某物  
I want a pen. 我想要一支钢笔。
- want to + 动词 想做某事  
I want to play. 我想要玩。

### 提问颜色: What colour...

What colour **is** + 单数

What colour is the bag?

What colour **are** + 复数

What colour are the bags?

Start up! (根据图片或汉意写出正确的单词)

I want a \_\_\_\_\_. (气球)

\_\_\_\_\_ ? (它是什么颜色的?)

Can you \_\_\_\_\_ ? (你能猜猜吗?)


It's \_\_\_\_\_ (给你。)

It's \_\_\_\_\_ (你答对

了!)

It's \_\_\_\_\_ It's \_\_\_\_\_

It's \_\_\_\_\_ It's \_\_\_\_\_





# 新版外研三上 Unit3 It's a colourful world! 知识清单

Speed up! (根据图片或汉意写出正确的单词)

\_\_\_\_\_ ? 你能看到什么颜色?

\_\_\_\_\_ ! 我们一起玩儿吧!

That is \_\_\_\_\_ ! 那太有趣啦!

It's \_\_\_\_\_. 它是黑色的。

So many \_\_\_\_\_ ! 好多颜色!



## 知识拓展：神奇的颜色

同学们，你们知道什么是三原色吗？三原色指色彩中不能再分解的三种基本颜色。分别是红色、黄色和蓝色。它们组合可以变成不同的颜色！

yellow + blue = \_\_\_\_\_ red + blue = \_\_\_\_\_

yellow + red = \_\_\_\_\_

yellow + red + blue = \_\_\_\_\_

Fuel up! 1. 圈出含有字母e发[e]的单词并抄写。2. 描红字母。

## A colourful picture

Today is National Day.

Everyone, let's come and paint.

Yellow, red and green.

Orange, purple and pink.

This is a colourful picture for  
the happy National Day!

\_\_\_\_\_  
\_\_\_\_\_  
\_\_\_\_\_  
\_\_\_\_\_  
\_\_\_\_\_

Hh Ii Jj Kk Ll Mm Nn

## 自然世界：变色龙

变色龙原产地非洲，是一种冷血动物，是生活在树上的一种蜥蜴。变色龙是一种“善变”的动物，为了逃避天敌的侵犯和接近自己的猎物，他们常常会改变身体的颜色，将自己融入周围的环境之中。变色龙变色还有另一个重要作用，是能够实现与同伴之间的信息传递，便于沟通，就像人类的语言一样。



# 新版外研三上 Unit4 Fun with numbers. 知识清单

Get ready! (根据图片或汉意写出正确的单词)

Count, count, count with me!

How many \_\_\_\_\_ (小鸟) can you see?

\_\_\_\_\_, \_\_\_\_\_, \_\_\_\_\_ ! 1, 2, 3

\_\_\_\_\_, \_\_\_\_\_, \_\_\_\_\_ ! 4, 5, 6


\_\_\_\_\_, \_\_\_\_\_, \_\_\_\_\_ ! 7, 8, 9

\_\_\_\_\_, \_\_\_\_\_, \_\_\_\_\_ ! 10, 11, 12

## 认识中国结

中国结从头到尾都是用一根丝线编结而成，每一个基本结又根据其形、意命名。把不同的结饰互相结合在一起，就形成了造型独特、绚丽多彩、寓意深刻、内涵丰富的中国传统吉祥装饰物品。

中国结艺是中国特有的民间手工编结艺术，它以其独特的东方神韵、丰富多彩的变化，充分体现了中国人民的智慧和深厚的文化底蕴。



Start up! (根据图片或汉意写出正确的单词)

\_\_\_\_\_. (这是一个中国结。)

It's \_\_\_\_\_. (它很漂亮。)

\_\_\_\_\_ ? (有多少根绳子?)

\_\_\_\_\_ one rope. (仅仅有一根绳子。)

That's \_\_\_\_\_. (太不可思议了。)

How do you \_\_\_\_\_ it? (你是怎么做的呢?)

Let me \_\_\_\_\_ you. (让我来给你展示一下。)



# 新版外研三上 Unit4 Fun with numbers. 知识清单

Speed up! (根据图片或汉意写出正确的单词)

How many \_\_\_\_\_ ? 多少只小雏鸡?

One! Two! Three! Four! Five! Six! Seven!

Eight! Nine! Ten! Eleven! Twelve!

My twelve \_\_\_\_\_. (我的12枚蛋。)

Twelve \_\_\_\_\_. Twelve \_\_\_\_\_. 12枚蛋。12个鸡宝宝。

I'm \_\_\_\_\_. 我饿了。

\_\_\_\_\_ eleven eggs. 只有11枚蛋。

Let me \_\_\_\_\_. 让我数一数。



语法小贴士: How many和How much

1. How many + 可数名词复数 (问数量)

How many pencils? How many erasers?

2. How much + 不可数名词 (问数量)

How much juice(果汁) do you want?

3. How much + is/are the...? (问价格)

How much is the ruler? 这把尺子多少钱?

Fuel up! 1. 圈出含有字母i发 [i] 的单词并抄写。2. 描红字母。

## Numbers around us

One, two, three, four, five, six!

Seven, eight, nine, ten, eleven, twelve!

Numbers are all around.

Big numbers, little numbers.

Numbers here and there.

I see numbers everywhere.

\_\_\_\_\_

\_\_\_\_\_

\_\_\_\_\_

\_\_\_\_\_

\_\_\_\_\_

\_\_\_\_\_

Oo Pp Qq Rr Ss Tt

## 生活中的数字




## 新版外研三上 Unit5 We're family. 知识清单

Get ready! (根据图片写出正确的单词)

*This is my family. We're a happy family.*

我们是一个幸福的家庭。



### 语法小贴士: *this* 和 *that*

**相同：**指示代词，  
指代单数或不可数名词。

不同：

1. *this*指空间或时间上较近的人或事物  
*that*指空间或时间上较远的人或事物
2. *that is*可以缩写为*that's*  
*this is*不能缩写。

*this cat*



that cat



*Start up!* (根据图片或汉意写出正确的单词)

Daming: This is my           .

(指近处) This is my \_\_\_\_\_.

Daming: \_\_\_\_\_ is my grandma.  
(指远处)

Daming: But \_\_\_\_\_ is that? 但那是谁呢?

Sam: That is my grandma!

Daming: Oh, this is my grandma.



# 新版外研三上 Unit5 We're family. 知识清单

Speed up! (根据图片或汉意写出正确的单词)

This is my \_\_\_\_\_.



This is my \_\_\_\_\_.



This is my \_\_\_\_\_.



That's my \_\_\_\_\_ and that's my \_\_\_\_\_.



Look at the \_\_\_\_\_. Come back, Lucky!



\_\_\_\_\_ 不要担心! \_\_\_\_\_ 我们会帮忙!

Grandma, Drandpa, Dad, Mum, come on!

• This is my \_\_\_\_\_ (全家福).

## 语法小贴士：特殊疑问词

when  
什么时候

where  
哪里

why  
为什么

who  
谁

whose  
谁的

which  
哪一个

what  
什么

what colour 什么颜色  
what time 什么时间  
what day 星期几  
what date 什么日期  
what about ...怎么样

how  
怎样

how many 多少  
how old 多大  
how much 多少/多少钱  
how about ...怎么样  
how far 多远  
how long 多长  
how often 多久一次

Fuel up! 1. 圈出含有字母O发[ɔ]的单词并抄写。 2. 描红字母。

## A family photo

Come on, Daddy! Come on Mummy!  
Come on, brother! Let's take a photo together.  
Oh, where's the dog? It's in the orange box!  
Come here, dear little dog.  
Let's take a photo together.

Uu Vv Ww Xx Yy Zz

\_\_\_\_\_

\_\_\_\_\_

\_\_\_\_\_

\_\_\_\_\_

\_\_\_\_\_

\_\_\_\_\_

\_\_\_\_\_

\_\_\_\_\_

## 大自然中的动物家族



# 新版外研三上 Unit6 Home, sweet home. 知识清单

Get ready! (根据图片写出正确的单词)

Welcome to my new \_\_\_\_\_. 欢迎来到我的新家。

Let's play a \_\_\_\_\_! 让我们玩个游戏吧!

Who is in the \_\_\_\_\_? (客厅)

Who is in the \_\_\_\_\_? (卧室)

Who is in the \_\_\_\_\_? (卫生间)

Who is in the \_\_\_\_\_? (厨房)

Who is in the \_\_\_\_\_? (餐厅)



Let me open the doors and find you all.



让我打开门  
把你们都找  
出来。

## 语法小贴士：方位介词

The ball is...



...the box(es).

in 在...里 on 在...上

under 在...下

near/next to 在...旁边

behind 在...后面

between 在...中间

in front of 在...前面

Start up! (根据图片或汉意写出正确的单词)

Lingling: Dad, \_\_\_\_\_ Susu? 爸爸, Susu在哪里?

Dad: She's in the \_\_\_\_\_ (客厅).

On the \_\_\_\_\_,  I \_\_\_\_\_. 我认为。

Lingling: Susu is not here. Mum, where's Susu?

Mum: Look in the \_\_\_\_\_ (卧室).

She's \_\_\_\_\_ (在...下) the bed.



Lingling: Susu's \_\_\_\_\_ (玩具) is here. But where is she?

Oh! Susu is \_\_\_\_\_ (在...里) the box with four little babies!



# 新版外研三上 Unit6 Home, sweet home. 知识清单

Speed up! (根据图片或汉意写出正确的单词)

A: This is \_\_\_\_\_ (我的) new home.  
A bedroom and a living room.  
B: This is \_\_\_\_\_ (我的) new home.  
A bedroom, a living room and a kitchen.  
A: Who are you? You are in \_\_\_\_\_ (我的) bedroom.  
A: No, you are in \_\_\_\_\_ (我的) living room.  
Oh no! Help! No home for \_\_\_\_\_ (我们) now!  
Let's make a new home there and \_\_\_\_\_ (分享) it!  
This is \_\_\_\_\_ (我们的) \_\_\_\_\_ (甜蜜的) home!



## 语法小贴士：形容词性物主代词

形容词性物主代词是物主代词的一种，用于表示**所属关系**，置于名词**前**，表明该名词所表示的人或物属于“**谁的**”。


	第一人称 单数	第一人称 复数	第二人称 单数	第二人称 复数	第三人称 单数	第三人称 复数
主格	I 我	we 我们	you 你	you 你们	he/she/it	they
宾格	me	us	you	you	him/her/it	them
形容词性 物主代词	my 我的	our 我们的	your 你的	your 你们的	his/her/its	their 他们的

Fuel up! 1. 圈出含有字母u发 [ʌ]的单词并抄写。2. 写出字母的邻居。

## Our sweet home

Dad's in the kitchen. Cooking is fun. \_\_\_\_\_  
Mum's in the living room. She loves the sun. \_\_\_\_\_  
Brother's in the bedroom. He likes to run. \_\_\_\_\_  
This is our home. Lucky, lucky us! \_\_\_\_\_

\_\_\_\_\_ Dd \_\_\_\_\_ Jj \_\_\_\_\_



大自然中的动物的家